

2026 SUPERBOOK BIBLE READING PLAN



FEBRUARY GOD'S LOVE

SuperVerse:

“You must love the LORD your God with all your heart, all your soul, all your strength, and all your mind.’ And, ‘Love your neighbor as yourself.’” –**Luke 10:27** NLT



Bible Reading Plan

SuperTruth:

The Bible tells us that God is love. We can love others because God first loved us. People will know we are followers of Jesus by how well we love each other.

Sunday, February 1: Watch “Isaac & Rebekah”

- Monday, February 2: Read Genesis 24:1-15
- Tuesday, February 3: Read Genesis 24:16-31
- Wednesday, February 4: Read Genesis 24:32-49
- Thursday, February 5: Read Genesis 24:50-67
- Friday, February 6: Read 1 John 4:16

Saturday, February 7: Signposts to Jesus

- God calls us (the church) his bride. Jesus paid the price for us and waits for us just like Issac waited for Rebekah.

Sunday, February 8: Watch “Ruth”

- Monday, February 9: Read Ruth 1
- Tuesday, February 10: Read Ruth 2
- Wednesday, February 11: Read Ruth 3
- Thursday, February 12: Read Ruth 4
- Friday, February 13: 1 Corinthians 13:13

Saturday, February 14: Signposts to Jesus

- Ruth is King David’s great-grandmother, and one of Jesus’ ancestors.
- Boaz was Ruth’s kinsman redeemer, a relative who steps in to save. As Christians, we are adopted into God’s family, and Jesus is our Redeemer who saves us.

February 15: Watch “Rahab and the Walls of Jericho”

- Monday, February 16: Read Joshua 2
- Tuesday, February 17: Read Joshua 3
- Wednesday, February 18: Read Joshua 5:13-15
- Thursday, February 19: Read Joshua 6
- Friday, February 20: Read Romans 8:15

Saturday, February 21: Signposts to Jesus

- Rahab is a model for how we can respond to God.

- The red cord marked Rahab’s house and kept Rahab and her family safe when the walls of Jericho fell, just like how we’re marked by the red blood of Jesus and saved from our sins. Rahab was adopted into Israel just like we’re adopted into God’s family.

Sunday, February 22: Watch “The Good Samaritan”

- Monday, February 24: Read Luke 10:29-37
- Tuesday, February 25: Read 1 Corinthians 13:4-7

Wednesday, February 26: Watch “Peter & Cornelius”


- Wednesday, February 27: Read Acts 10:1-8
- Thursday, February 28: Read Acts 10:9-33
- Friday, February 29: Read 1 Corinthians 16:14

Saturday, March 30: Signposts to Jesus

- Jesus tells us to love our neighbor as ourselves and gave us the perfect example of how to do just that by dying for us on the cross.
- God’s plan wasn’t just to save the Jews, but to save the whole world through the Jewish people, through Jesus.



SCAN TO WATCH
cbn.com/SuperbookBiblePlan



BEHIND THE VERSES: THE BIBLE BACKGROUNDS

“Isaac & Rebekah” Bible Background:



The name Bethlehem means “House of Bread,” and wheat and barley were both grown nearby in Ruth’s Day. Harvesting these grains involved several steps: cutting, binding into sheaves, gleaning, threshing, and winnowing. Threshing, which was done on a “threshing floor,” separated the grain from the stalks by dragging a wooden sledge over them. This image shows what such a threshing floor looked like, similar to the one where Boaz slept in the episode.

The stone to the left features the “Story of Sinuhe,” an important Egyptian text that sheds light on how people like Abraham lived. The story focuses on Sinuhe, an Egyptian who spent time in Canaan, and describes the daily life of tent dwellers—their diet, lifestyle, and customs. These nomadic groups traveled with the seasons, seeking fresh pasture for their sheep and goats. They spent the summer months in the cooler hill country and moved south in the winter to find warmer climates.

“Ruth” Bible Background:



“Rahab” Bible Background:



Tell es-Sultan is the Arabic name for the mound of ancient Jericho, where archaeologists have uncovered the remains shown in the image. Jericho was protected by massive double walls, each as tall as a four-story building. Because the city sat on a hill, the inner wall appeared nearly ten stories high. Rahab’s house was built against the outer wall, in the space between the two walls. Since her home was part of the wall itself, the spies were able to escape by being lowered down to safety.

BEHIND THE VERSES: THE BIBLE BACKGROUNDS



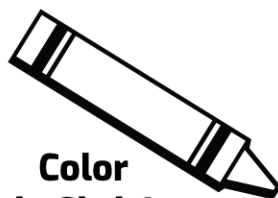
“The Good Samaritan” Bible Background:



After the kingdom of Israel split—as described in 1 Kings 12—Samaria was built within what became the Northern Kingdom. King Omri established the city as its capital, and it remained so for about 200 years until the Assyrians captured it after a three-year siege. This long history of division between Samaritans and the Jewish people forms the backdrop of Jesus' parable of the Good Samaritan, in which a Samaritan proves to be a true neighbor to the injured man when other Jews pass him by.

After Cornelius received a vision from God, he sent for Simon Peter. Although Cornelius was a Gentile, Peter traveled to Caesarea to share the Gospel with him and his household. When they heard the good news, they believed and received the gift of the Spirit. According to Acts 10, Peter then ordered these new believers to be baptized in water as a sign of their conversion. This baptism may have taken place in a mikvah—a bath used for ritual cleansing of a person—like the one in this picture.

“Peter & Cornelius” Bible Background:



Color
in Chris!





DOWNLOAD NOW:
ALL-NEW SUPERBOOK
KIDS BIBLE APP
CBN.com

Superbook[®]

ISAAC & REBEKAH

Finish the Drawing


Connect the dots to complete the drawing!



Superbook[®]

RUTH – Journey Home Maze

Help Ruth travel and find her way back home.




Superbook®

RAHAB AND THE WALLS OF JERICHO Wordsearch

B N L X Q O M P C A P T A I N
Z S L K I N D N E S S Y Y N I
I R C J O Y Z W L J X Z I Z Y
S E D R Z T J P Z O E A V R W
O P W S L U G M L R T Y G V E
I O I T O V U D W D E N Z O K
S N A E I H L L H A K R J P M
J V S T S B Q C B N U I O M W
A L F N T Y A C H I Z G S E N
J B T A R T Z L N T N E H Y I
R O L E O C P L A K Q K U W S
A C R I P J E R I C H O A I T
H S H K D V R T G Z S X P W R
A O O G S N O Z C O U R A G E
B E C K Y N A Z A E E T S K F

RAHAB
JERICHO
JOSHUA
SPIES
CAPTAIN

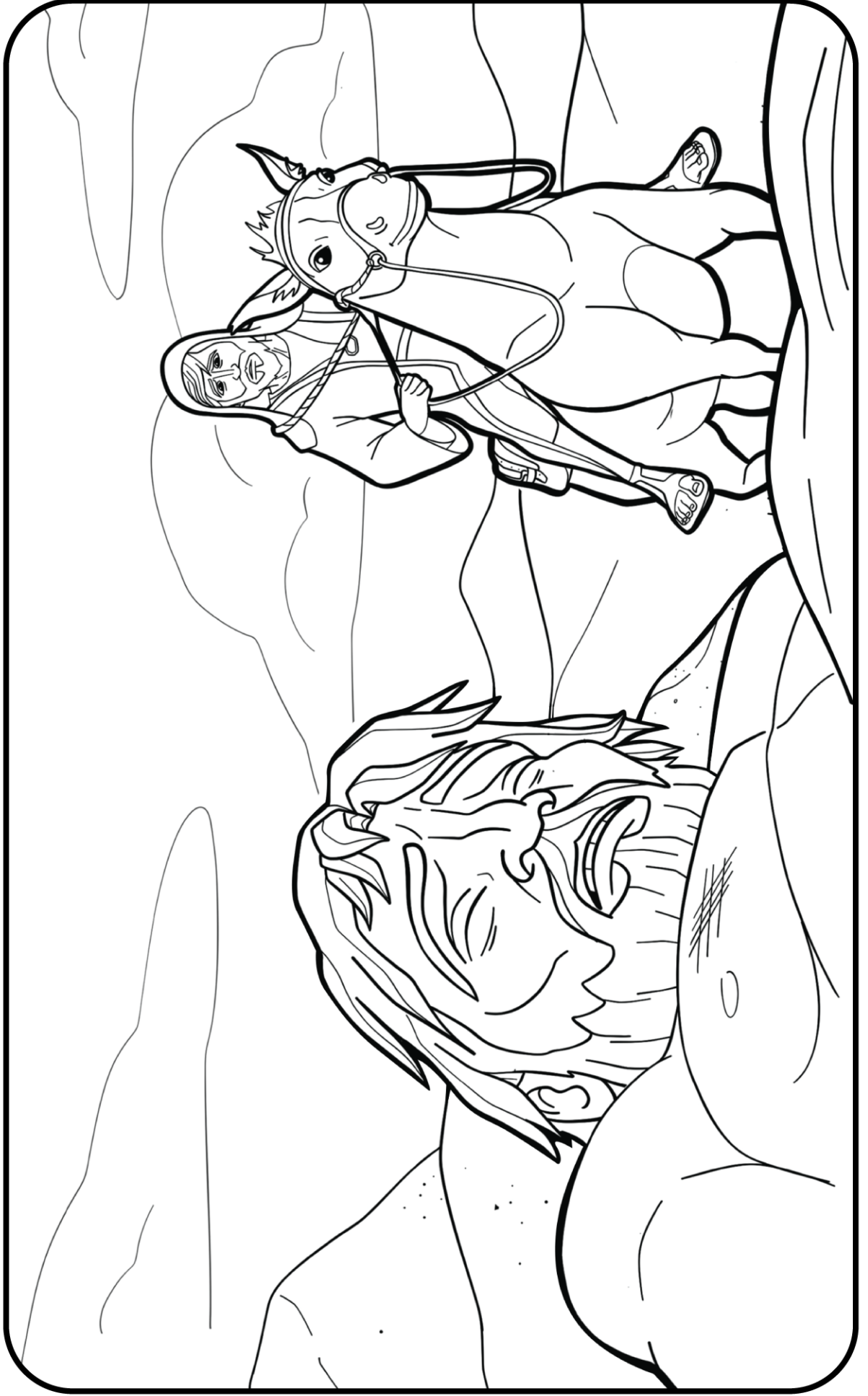
BECKY
JOY
JORDAN
COURAGE
KINDNESS



Superbook®

THE GOOD SAMARITAN

Coloring Page



Superbook[®]

PETER & CORNELIUS Coloring Page

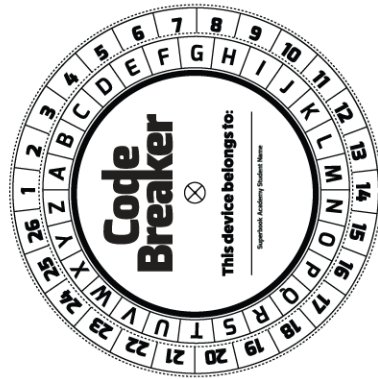
Color
the scene!



Superbook®


FEBRUARY BIBLE READING PLAN Code Breaker

ITEMS NEEDED



Code Breaker

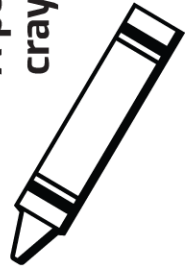
Print on cardstock for best results.



Brass Fastener
Can be substituted with brad fasteners

Marker

A pen, pencil or crayon works too.



Step 1

Print, cut out, and assemble the code breaker.

Step 2

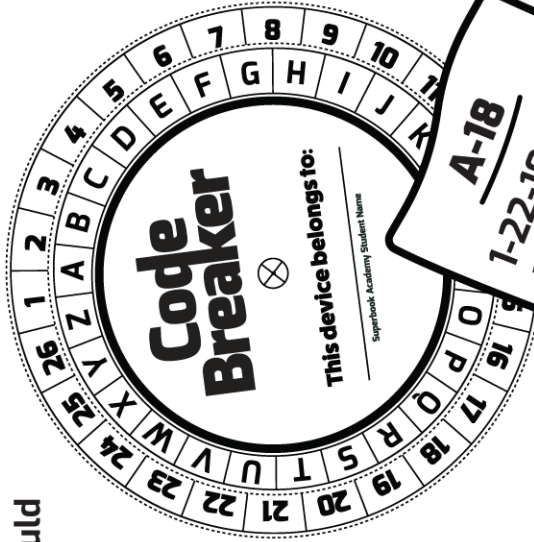
Turn the smaller wheel on the code breaker to set your code and mark down where the letter "A" lands. (For example, if the "A" is next to the number 18, then you would write down A-18.)

Step 3

Now if the code is set you can write a secret message using that code. Write down a number for each letter. For example, if you wanted to write J-E-S-U-S, with your codemaker set to A-18, you would write the numbers 1-22-10-12-10. See image to right.

Step 4

Once you write your code, give it to a friend so that they can figure out your secret message using the code breaker.



A-18


1-22-10-12-10

3-6-13-22-10


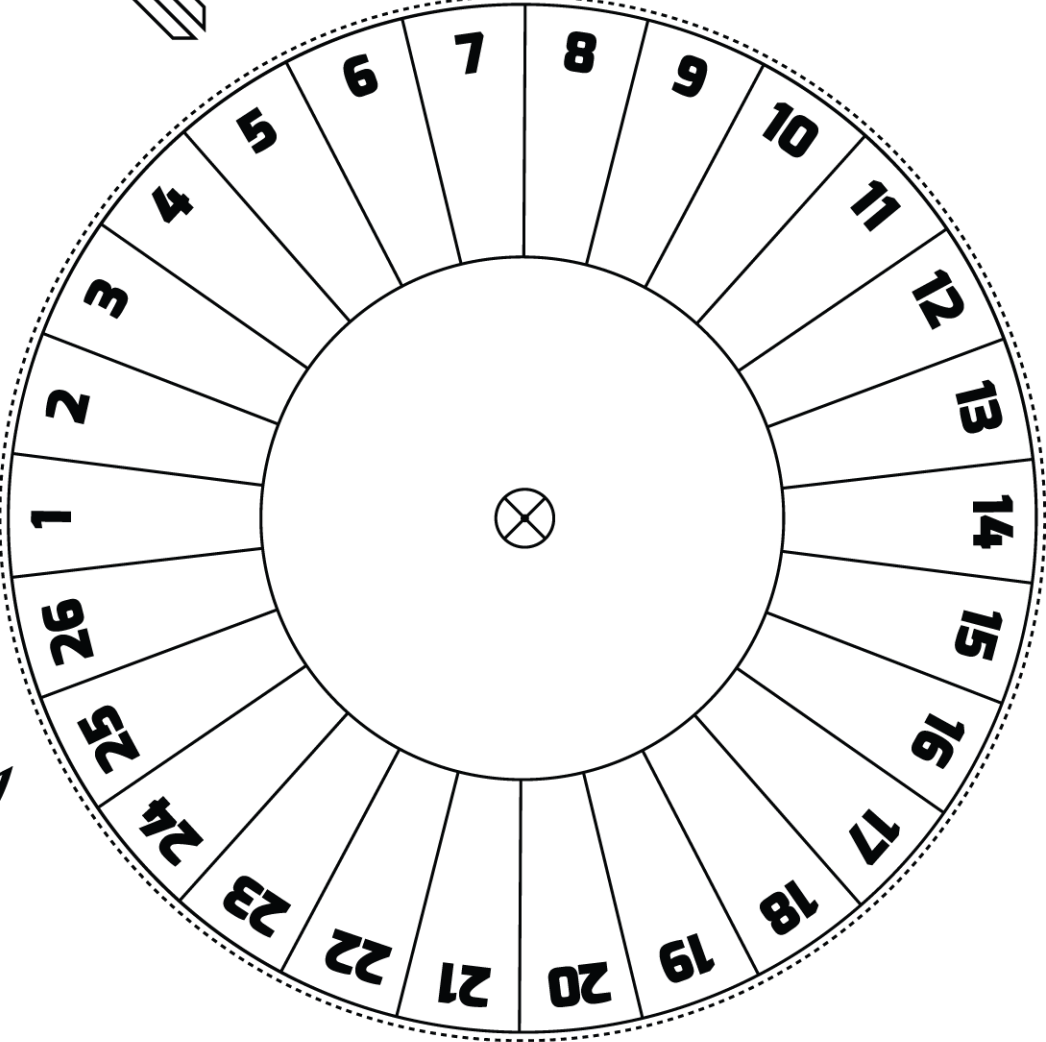

16-6-12

Superbook®


FEBRUARY BIBLE READING PLAN Code Breaker



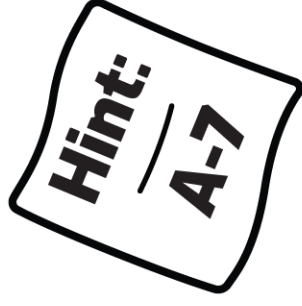
Cut along the dotted lines first. Place a brass fastener in the center and use it to connect the two circles. Make sure that the smaller circle is on top of the larger circle.



FEBRUARY BIBLE READING PLAN SuperVerse Decode




Grab your code breaker and decode the following phrase:

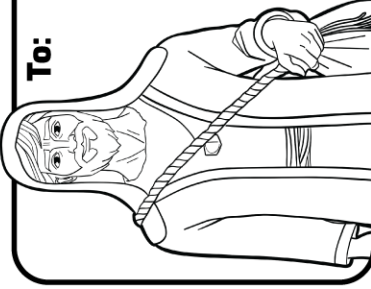


“ 5 21 1 19 1 25 26 18 21 2 11 26 14 11 18 21 24 10
5 21 1 24 13 21 10 , 3 15 26 14 7 18 18 5 21 1 24 25 21 1 18 ,
14 11 7 24 26 , 7 18 18 5 21 1 24 25 26 24 11 20 13 26 14 ,
7 18 18 5 21 1 24 7 18 18 5 21 1 24 19 15 20 10 7 20 10 ,
7 20 10 7 18 18 5 21 1 24 20 11 15 13 14 8 21 24 7 25
18 21 2 11 5 21 1 24 5 21 1 24 18 12 18 1 17 11 10:27 NLT
5 21 1 24 25 11 18 12 18 1 17 11 ”

Superbook® Super Valentines!

Cut out and
color the cards!



To: 

From:

"Love
your neighbor
as yourself"
like the Good
Samaritan


Leviticus 19:18

To: 

From:

"Love
your neighbor
as yourself"
like the Good
Samaritan


Leviticus 19:18

To: 

From:

Gizmo Says
"Happy
Valentine's
Day!"

1 Corinthians 16:14

To: 

From:

Gizmo Says
"Happy
Valentine's
Day!"

1 Corinthians 16:14

To: 

From:

Hope you
have a "Joy-ful"
Valentine's
Day!


Romans 12:10

To: 

From:

Hope you
have a "Joy-ful"
Valentine's
Day!


Romans 12:10

To: 

From:

Jesus
Loves
YOU!

1 John 4:7

To: 


From:

Jesus
Loves
YOU!

1 John 4:7

Superbook[®]


Valentine's Bookmark



Help Gizmo color
the bookmark!



Cut along the
dashed line then fold.



Fold line

Superbook[®]



Happy
Valentine's
Day!

**Cut out this section
and glue a piece of red
construction paper underneath
to show a heart whenever
you unfold this bookmark!**



Fold line

© 2025 The Christian Broadcasting Network, Inc.


Superbook[®]

Valentine's Day Heart

Just like God loves us, share your love with someone special in your life.

To:

I love you because...




From:

Cut along the dashed line!




Don't forget to color in your heart. You can even add glitter!



Superbook[®]

Coloring Page


Color
the scene!



Superbook[®]

Coloring Page

Color
the scene!



Superbook®

ANSWER KEYS

Superbook®
RUTH – Journey Home Maze
 Help Ruth travel and find her way back home.

Superbook®
RAHAB AND THE WALLS OF JERICO
 Wordsearch

RAHAB
JERICO
JOSHUA
SPIES
CAPTAIN

BECKY
JOY
JORDAN
COURAGE
KINDNESS

Superbook®
FEBRUARY BIBLE READING PLAN
SuperVerse Decode

Grab your Code Breaker and decode the following phrase:

Hint: A-7

" YOU MUST LOVE THE LORD
 YOUR GOD, WITH ALL YOUR
 HEART, ALL YOUR SOUL,
 ALL YOUR STRENGTH,
 AND ALL YOUR MIND, AND
 LOVE YOUR NEIGHBOR AS
 YOURSELF." LUKE 10:27

